

Resolución de Presidencia

N.º 061 -2019-INGEMMET/PE

Lima, 26 JUL. 2019

VISTO el Informe N.º 017-2019-INGEMMET/DDV/D de la Dirección de Derecho de Vigencia de fecha 25 de julio de 2019 y;

CONSIDERANDO:

Que, el artículo 57 del Texto Único Ordenado de la Ley General de Minería, aprobado por Decreto Supremo N.º 014-92-EM, modificado por Ley N.º 29169, establece que los ingresos que se obtengan por concepto de Derecho de Vigencia, así como de la Penalidad, constituyen recursos directamente recaudados estableciendo porcentajes para la distribución entre las Municipalidades Distritales, Gobiernos Regionales, Instituto Geológico Minero y Metalúrgico – INGEMMET y Ministerio de Energía y Minas;

Que, el artículo 3 de la Ley N.º 29169 establece que lo dispuesto en el inciso d) del artículo 57 del Texto Único Ordenado de la Ley General de Minería, se aplicará a partir de los pagos efectuados desde el siguiente mes de su publicación;

Que, la asignación de los montos recaudados por concepto de pago del Derecho de Vigencia y Penalidad corresponde a derechos mineros formulados con anterioridad y con posterioridad a la Ley que oficializa el Sistema de Cuadrículas Mineras en coordenadas UTM WG584, Ley 30428; así como aquellos efectuados en el mes de junio del año 2019 por la formulación de petitorios;

Que, mediante informe de Visto la Dirección de Derecho de Vigencia informa que el monto total a distribuir correspondiente al mes de junio de 2019 es de US\$ 37,713,201.51 (Treinta y Siete Millones Setecientos Trece Mil Doscientos Uno y 51/100 Dólares Americanos) y S/ 3,684,484.06 (Tres Millones Seiscientos Ochenta y Cuatro Mil Cuatrocientos Ochenta y Cuatro y 06/100 Soles), adjuntando la relación de las entidades beneficiarias con sus respectivos montos, conforme a la normativa vigente;

Que, en atención a las consideraciones precedentes, y a lo dispuesto en el artículo 92 del Reglamento de Diversos Títulos del Texto Único Ordenado de la Ley General de Minería, aprobado por Decreto Supremo N.º 03-94-EM, corresponde autorizar la distribución de lo recaudado por Derecho de Vigencia y Penalidad durante el mes de junio de 2019 a las Municipalidades Distritales, Gobiernos Regionales, Instituto Geológico Minero y Metalúrgico – INGEMMET y Ministerio de Energía y Minas;

De conformidad con el Texto Único Ordenado de la Ley General de Minería, aprobado por Decreto Supremo N.º 014-92-EM, el Reglamento de Diversos Títulos del Texto Único Ordenado de la Ley General de Minería, aprobado por Decreto Supremo N.º 03-94-EM, y a las funciones y responsabilidades establecidas en el Reglamento de Organización y Funciones del Instituto Geológico, Minero y Metalúrgico – INGEMMET, aprobado por Decreto Supremo N.º 035-2007-EM, y;

Con los visados de la Oficina de Asesoría Jurídica y la Dirección de Derecho de Vigencia;



SE RESUELVE:

Artículo 1.- Asignar los montos recaudados por los conceptos de pago del Derecho de Vigencia y Penalidad en el mes de junio del año 2019, de conformidad a los Anexos N° 1 y N° 2, que forman parte integrante de la presente resolución, según el siguiente detalle:

Entidades	Monto a Distribuir	
	US\$	S/
MUNICIPALIDADES DISTRITALES	28,234,676.87	2,763,363.05
INGEMMET	7,424,210.94	736,896.81
MINISTERIO DE ENERGÍA Y MINAS	1,856,052.73	184,224.20
GOBIERNOS REGIONALES	198,260.97	0.00
TOTAL	37,713,201.51	3,684,484.06


(*) Ver Anexos N° 1 y N° 2

Artículo 2.- Precisar que los pagos por Derecho de Vigencia y Penalidad materia de la presente distribución tienen una finalidad pública y la condición de bienes de Dominio Público no sujetos a embargo o ejecución coactiva, conforme a Ley.

Artículo 3.- Disponer que la Oficina de Administración del INGEMMET ejecute las acciones pertinentes a fin de proceder con las transferencias dispuestas conforme al artículo 1 de la presente Resolución.

Regístrese, comuníquese y publíquese.




Ing. Henry Lina Cordeva
Presidente Ejecutivo
INGEMMET

DISTRIBUCIÓN:

Dirección General de Minería – MINEM
Dirección de Derecho de Vigencia
Oficina de Administración - Unidad Financiera

ANEXO N° 1

GOBIERNOS LOCALES DISTRITALES: DERECHO DE VIGENCIA Y PENALIDAD

De conformidad con el artículo 92 del Reglamento de Diversos Títulos del Texto Unico Ordenado de la Ley General de Minería, aprobado por Decreto Supremo N° 03-94-EM y el inciso a) del artículo 57 del Texto Unico Ordenado de la Ley General de Minería, aprobado por Decreto Supremo N° 014-92-EM, modificado por Ley N° 29169, la distribución de lo recaudado por Derecho de Vigencia y Penalidad durante el mes de junio de 2019 a las Municipalidades Distritales es el siguiente:

DPTO. / PROV. / DISTRITO	S/	U.S. \$	DPTO. / PROV. / DISTRITO	S/	U.S. \$
AMAZONAS/BAGUA			ANCASH/BOLOGNESI		
BAGUA	0.00	1,050.00	PACLLON	0.00	12,050.50
IMAZA	0.00	300.00	SAN MIGUEL DE CORPANQUI	0.00	2,175.00
			TICLLOS	0.00	1,050.00
AMAZONAS/BONGARA			ANCASH/CARHUAZ		
FLORIDA	0.00	17,997.18	ACOPAMPA	0.00	337.50
JAZAN	0.00	2,550.00	AMASHCA	0.00	1,082.83
SHIPASBAMBA	0.00	24,950.34	ANTA	0.00	2,371.33
VALERA	0.00	1,128.32	ATAQUERO	0.00	7,211.55
YAMBRASBAMBA	0.00	204,037.66	CARHUAZ	0.00	4,833.31
			MARCARA	0.00	2,237.48
AMAZONAS/CHACHAPOYAS			PARIAHUANCA	0.00	377.53
BALSAS	0.00	17,004.31	SAN MIGUEL DE ACO	0.00	30.00
CHACHAPOYAS	0.00	750.00	SHILLA	0.00	360.95
HUANCAS	0.00	1,126.52	TINCO	0.00	1,077.00
LEVANTO	0.00	37.50	YUNGAR	0.00	14,908.67
QUINJALCA	0.00	37.50			
SAN FRANCISCO DE DAGUAS	0.00	750.00	ANCASH/CARLOS FERMIN FITZCARRALD		
SOLOCO	0.00	750.00	SAN LUIS	0.00	1,012.50
			SAN NICOLAS	0.00	3,000.00
AMAZONAS/CONDORCANQUI			YAUYA	0.00	112.50
EL CENEPA	0.00	34.14			
RIO SANTIAGO	0.00	1,350.00	ANCASH/CASMA		
			BUENA VISTA ALTA	0.00	14,951.89
AMAZONAS/LUYA			CASMA	0.00	11,753.06
COLCAMAR	0.00	37.50	COMANDANTE NOEL	0.00	1,462.50
LAMUD	0.00	2,254.86	YAUTAN	0.00	12,704.14
SAN CRISTOBAL	0.00	751.01			
SAN JERONIMO	0.00	1,425.00	ANCASH/CORONGO		
SAN JUAN DE LOPECANCHA	0.00	37.50	ACO	0.00	2,625.00
			BAMBAS	0.00	12,292.00
AMAZONAS/UTCUBAMBA			CORONGO	0.00	1,800.00
CAJARURO		92,140.47	CUSCA	0.00	111,532.82
CUMBA		2,587.50	LA PAMPA	0.00	6,769.72
EL MILAGRO		8,662.50	YANAC	0.00	3,787.50
JAMALCA		5,625.00	YUPAN	0.00	6,429.04
ANCASH/AIJA			ANCASH/HUARAZ		
AIJA		38,850.96	COCHABAMBA	0.00	23,475.00
CORIS		25,504.37	COLCABAMBA	0.00	7,058.98
HUACLLAN		4,559.71	HUANCHAY	0.00	9,450.00
LA MERCED		14,612.92	HUARAZ	0.00	23,927.04
			INDEPENDENCIA	29,909.25	34,678.66
ANCASH/ANTONIO RAYMONDI			JANGAS	29,909.25	19,931.99
ACZO	0.00	1,875.00	LA LIBERTAD	661.50	63,960.74
CHACCHO	0.00	125.00	OLLEROS	0.00	2,362.50
LLAMELLIN	0.00	425.00	PAMPAS GRANDE	0.00	10,383.80
MIRGAS	0.00	3,050.00	PARIACOTO	0.00	14,982.32
SAN JUAN DE RONTYO	0.00	7,275.00	PIRA	661.50	48,380.03
			TARICA	0.00	1,294.50
ANCASH/ASUNCION					
CHACAS	0.00	18,292.73	ANCASH/HUARI		
			ANRA	0.00	2,400.00
ANCASH/BOLOGNESI			CAJAY	0.00	11,662.50
ANTONIO RAYMONDI	0.00	3,150.00	CHAVIN DE HUANTAR	0.00	4,449.00
AQUIA	3,724.27	40,334.06	HUACACHI	0.00	8,871.97
CAJACAY	0.00	4,968.07	HUACCHIS	0.00	1,575.00
COLQUIOC	0.00	2,625.00	HUACHIS	0.00	859.64
HUALLANCA	5,874.75	82,044.85	HUARI	0.00	75.00
HUASTA	0.00	68,065.72	MASIN	0.00	9,225.00
HUAYLLACAYAN	0.00	450.00	PAUCAS	0.00	2,625.00
LA PRIMavera	0.00	1,575.00	PONTO	0.00	9,337.50
MANGAS	0.00	3,112.50			

Ing. Haroldo C. Bova
Presidente
INGEMMET




DPTO. / PROV. / DISTRITO	S/	U.S. \$	DPTO. / PROV. / DISTRITO	S/	U.S. \$
ANCASH/HUARI			ANCASH/RECUAY		
RAPAYAN	0.00	4,736.37	TICAPAMPA	0.00	19,053.08
SAN MARCOS	0.00	19,732.93	ANCASH/SANTA		
SAN PEDRO DE CHANA	0.00	6,633.00	CACERES DEL PERU	0.00	39,353.34
UCO	0.00	375.00	CHIMBOTE	0.00	17,137.54
ANCASH/HUARMY			COISHCO	0.00	2,213.15
COCHAPETI	0.00	12,590.75	MACATE	0.00	31,894.66
CULEBRAS	0.00	11,018.92	MORO	0.00	10,793.41
HUARMY	0.00	97,214.22	NEPEÑA	0.00	18,442.43
HUAYAN	0.00	8,099.91	NUEVO CHIMBOTE	0.00	13,223.52
MALVAS	0.00	18,626.74	SAMANCO	0.00	6,020.55
ANCASH/HUAYLAS			SANTA	0.00	302.90
CARAZ	0.00	6,060.82	ANCASH/SIHUAS		
HUALLANCA	0.00	40,542.58	ACOBAMBA	0.00	225.00
HUATA	0.00	5,516.99	CASHAPAMPA	0.00	42,516.16
HUAYLAS	0.00	1,643.72	HUAYLLABAMBA	0.00	1,406.25
MATO	0.00	1,800.00	RAGASH	0.00	39,234.92
PAMPAROMAS	0.00	45,809.76	SAN JUAN	0.00	43,492.53
PUEBLO LIBRE	0.00	13,638.46	SICSIBAMBA	0.00	2,550.00
SANTO TORIBIO	0.00	20,990.49	SIHUAS	0.00	9,656.25
YURACMARCA	0.00	21,404.32	ANCASH/YUNGAY		
ANCASH/MARISCAL LUZURIAGA			CASCAPARA	0.00	8,586.98
CAŞCA	0.00	21,745.31	MANCOS	0.00	9,319.06
ELEAZAR GUZMAN BARRON	0.00	3,600.00	MATACOTO	0.00	5,718.48
FIDEL OLIVAS ESCUDERO	0.00	2,203.22	QUILLO	0.00	25,985.58
LLAMA	0.00	112.50	RANRAHIRCA	0.00	3,878.37
LLUMPA	0.00	112.50	SHUPLUY	0.00	26,110.32
LUCMA	0.00	225.00	YANAMA	0.00	3,797.69
MUSGA	0.00	337.50	YUNGAY	0.00	699.52
PISCOBAMBA	0.00	675.00	APURIMAC/ABANCAY		
ANCASH/OCROS			ABANCAY	0.00	3,630.52
ACAS	0.00	11,287.50	CHACOCHÉ	0.00	2,287.50
CAJAMARQUILLA	0.00	2,300.54	GIRCA	0.00	43,225.24
CARHUAPAMPA	0.00	21,041.83	ÇURAHUASI	0.00	50,062.50
COCHAS	0.00	7,510.70	HUANIPACA	0.00	750.00
LLIPA	0.00	800.54	LAMBRAMA	0.00	4,762.50
OCROS	0.00	10,592.40	PICHIRHUA	0.00	6,330.53
SAN CRISTOBAL DE RAJAN	0.00	515.01	APURIMAC/ANDAHUAYLAS		
SAN PEDRO	0.00	28,192.86	ANDAHUAYLAS	0.00	66,948.47
SANTIAGO DE CHILCAS	0.00	5,322.04	ANDARAPA	0.00	6,375.00
ANCASH/PALLASCA			CHIARA	0.00	6,902.57
BOLOGNESI	0.00	10,380.54	HUANCARAY	0.00	8,699.97
CABANA	0.00	3,712.50	HUAYANA	0.00	36,412.50
CONCHUCOS	0.00	59,999.54	JOSE MARIA ARGUEDAS	0.00	33,173.75
HUACASCHUQUE	0.00	1,875.89	KAQUIABAMBA	0.00	1,056.78
HUANDOVAL	0.00	20,189.62	KISHUARA	0.00	8,898.61
LACABAMBA	0.00	10,366.08	PACOBAMBA	0.00	1,800.00
LLAPO	0.00	3,860.99	PACUCHA	0.00	1,505.00
PALLASCA	0.00	2,303.08	PAMPACHIRI	0.00	8,156.16
PAMPAS	0.00	118,656.20	SAN ANTONIO DE CACHI	0.00	9,187.48
SANTA ROSA	0.00	18,404.38	SAN JERONIMO	0.00	37,676.83
TAUCA	0.00	17,533.58	SAN MIGUEL DE CHACCRAMPA	0.00	4,275.00
ANCASH/POMABAMBA			SANTA MARIA DE CHICMO	0.00	3,712.50
POMABAMBA	0.00	22,199.42	TALavera	0.00	7,714.50
QUINUABAMBA	0.00	562.50	TUMAY HUARACA	0.00	104,100.00
ANCASH/RECUAY			TURPO	0.00	1,752.01
CATAC	1,543.50	34,505.06	APURIMAC/ANTABAMBA		
COTAPARACO	0.00	48,722.73	ANTABAMBA	0.00	53,308.65
HUAYLLAPAMPA	0.00	15,225.00	EL ORO	0.00	29,512.20
LLACLIN	0.00	30,337.50	HUAQUIRCA	25,798.50	12,402.94
MARCA	0.00	4,725.00	JUAN ESPINOZA MEDRANO	0.00	119,871.36
PAMPAS CHICO	0.00	2,475.00	OROPESA	0.00	143,962.54
PARARIN	0.00	28,912.50	PACHACONAS	0.00	95,320.24
RECUAY	1,543.50	17,569.50	SABAINO	0.00	10,143.16
TAPACUCHA	0.00	11,471.63			



Ing. Henry Linares
 Presidente del Comité de Control
 INGEMMET

DPTO. / PROV. / DISTRITO	S/	U.S. \$	DPTO. / PROV. / DISTRITO	S/	U.S. \$
APURIMAC/AYMARAES			AREQUIPA/AREQUIPA		
CAPAYA	0.00	750.00	YARABAMBA	231,409.96	151,347.96
CARAYBAMBA	0.00	12,450.00	YURA	0.00	42,789.16
CHALHUANCA	0.00	9,344.87			
CHAPIMARCA	0.00	900.00	AREQUIPA/CAMANA		
COLCABAMBA	0.00	5,162.50	CAMANA	0.00	5,362.50
COTARUSE	3,969.00	184,206.69	MARIANO NICOLAS VALCARCE	0.00	16,071.86
IHUAYLLO	0.00	2,325.00	MARISCAL CACERES	0.00	7,800.00
JUSTO APU SAHUARAURA	0.00	10,500.00	NICOLAS DE PIEROLA	0.00	5,553.82
LUCRE	0.00	37,843.78	OCONA	0.00	10,500.00
POCOHUANCA	0.00	21,939.57	QUILCA	0.00	14,801.78
SAN JUAN DE CHACNA	0.00	28,893.77	SAMUEL PASTOR	0.00	4,443.86
SANAYCA	0.00	15,334.55			
SORAYA	0.00	1,500.00	AREQUIPA/CARAVELI		
TAPAIRIHUA	0.00	24,262.50	AÇARI	0.00	96,239.77
TINTAY	0.00	3,756.25	ATICO	4,693.50	66,871.02
TORAYA	0.00	6,037.50	ATIQUIPA	0.00	32,435.63
YANACA	0.00	7,725.00	BELLA UNION	0.00	111,061.96
			CAHUACHO	0.00	36,587.65
APURIMAC/CHINCHEROS			CARAVELI	882.00	69,804.87
CHINCHEROS	0.00	7,050.00	CHALA	4,851.00	40,551.63
EL PORVENIR	0.00	337.50	CHAPARRA	771.75	202,991.04
HUACCANA	0.00	6,787.50	HUANUHUANU	526.05	87,014.35
LOS CHANKAS	0.00	5,700.00	JAQUI	0.00	13,198.17
OCOBAMBA	0.00	750.00	LOMAS	0.00	102,184.77
ONGOY	0.00	1,012.50	QUICACHA	0.00	61,253.33
URANMARCA	0.00	787.50	YAUCA	0.00	23,284.97
APURIMAC/COTABAMBAS			AREQUIPA/CASTILLA		
CHALLHUAHUACHO	95,685.83	55,383.39	ANDAGUA	0.00	32,399.39
COTABAMBAS	0.00	21,337.50	APLAO	0.00	23,062.50
COYLLURQUI	92,909.25	74,918.77	AYO	0.00	22,589.31
HAQUIRA	13,785.83	94,575.00	CHACHAS	0.00	132,201.44
MARA	0.00	12,262.50	CHILCAYMARCA	0.00	17,066.37
TAMBOBAMBA	0.00	123,332.93	CHOCO	0.00	53,461.52
			HUANCARQUI	0.00	58,037.50
APURIMAC/GRAU			MACHAGUAY	0.00	4,125.00
CHUQUIBAMBILLA	0.00	23,417.44	ORCOPAMPA	4,841.17	236,430.55
CURASCO	0.00	25,962.69	PAMPACOLCA	0.00	120.39
CURPAHUASI	0.00	49,502.42	URACA	0.00	2,925.00
GAMARRA	0.00	36,061.36	UNON	0.00	21,324.18
HUAYLLATI	0.00	10,575.00			
MAMARA	0.00	5,137.50	AREQUIPA/CAYLLOMA		
MICAELA BASTIDAS	0.00	22,955.00	ACHOMA	0.00	112.50
PATAYPAMPA	0.00	2,887.50	CABANA CONDE	0.00	4,253.57
PROGRESO	0.00	30,703.71	CALLALLI	108.94	70,919.35
SAN ANTONIO	0.00	21,087.51	CAYLLOMA	0.00	8,512.31
SANTA ROSA	0.00	1,537.50	CHIVAY	0.00	862.50
TURPAY	0.00	20,350.06	COPORAQUE	0.00	112.50
VILCABAMBA	0.00	1,155.00	HUAMBO	0.00	6,518.27
VIRUNDO	0.00	8,353.50	LARI	0.00	26,652.56
			LLUTA	0.00	81,563.02
AREQUIPA/AREQUIPA			MADRIGAL	0.00	37,168.50
ALTO SELVA ALEGRE	0.00	1,235.63	MAJES	0.00	66,539.75
CAYMA	0.00	2,576.09	SAN ANTONIO DE CHUCA	0.00	20,141.76
CERRO COLORADO	0.00	2,550.00	TAPAY	0.00	34,435.05
CHARACATO	0.00	5,306.25	TISCO	0.00	18,900.00
CHIGUATA	0.00	1,259.08	TUTI	0.00	3,375.00
JACOBO HUNTER	0.00	2,387.92	YANQUE	0.00	1,950.00
LA JOYA	661.50	65,165.69			
MIRAFLORES	0.00	91.89	AREQUIPA/CONDESUYOS		
MOLLEBAYA	0.00	7,289.65	ANDARAY	0.00	114,233.93
POCSI	0.00	8,538.37	CAYARANI	6,465.37	220,331.09
POLOBAYA	0.00	83,478.33	CHICHAS	0.00	106,302.44
QUEQUENA	0.00	8,461.88	CHUQUIBAMBA	0.00	23,062.50
SABANDIA	0.00	2,156.25	IRAY	0.00	5,437.50
SAN JUAN DE TARUCANI	0.00	704.73	RIO GRANDE	6,922.44	141,014.42
SANTA ISABEL DE SIGUAS	0.00	12,647.21	SALAMANCA	0.00	67,050.00
SOCABAYA	0.00	3,086.86	YANAQUIHUA	175.35	409,449.71
TIABAYA	231,409.40	9,163.03			
UCHUMAYO	231,409.27	46,767.39	AREQUIPA/ISLAY		
VITOR	0.00	140,120.41	COCACHACRA	0.00	330,332.00



 Ing. Henry J. Ina

 Presidente del Comité

 de Vigilancia

 del DERECHO DE

 VIGENCIA



DPTO. / PROV. / DISTRITO	S/	U.S. \$	DPTO. / PROV. / DISTRITO	S/	U.S. \$
AREQUIPA/ISLAY			AYACUCHO/LUCANAS		
DEAN VALDIVIA	0.00	19,214.16	SANTA ANA DE HUAYCAHUACI	0.00	900.00
ISLAY	0.00	637.50	SANTA LUCIA	0.00	46,130.57
MEJIA	0.00	17,758.39	AYACUCHO/PARINACOCAS		
MOLLENDO	0.00	48,510.53	CHUMPI	15,531.37	63,037.50
PUNTA DE BOMBON	0.00	26,325.45	CORACORA	0.00	28,532.22
AREQUIPA/LA UNION			CORONEL CASTANEDA	3,528.00	114,207.10
HUAYNACOTAS	0.00	17,682.90	PACAPUSA	0.00	71,917.74
PAMPAMARCA	0.00	18,974.99	PULLO	871.50	56,499.82
PUYCA	0.00	131,699.22	PUYUSCA	0.00	2,012.65
SAYLA	0.00	1,754.76	SAN FRANCISCO DE RAVACAY	0.00	61,896.18
AYACUCHO/CANGALLO			UPAHUACHO	0.00	15,376.27
CANGALLO	0.00	112.50	AYACUCHO/PAUCAR DEL SARA SARA		
CHUSCHI	0.00	1,275.00	COLTA	0.00	2,774.41
MARIA PARADO DE BELLIDO	0.00	112.50	CORCULLA	0.00	2,429.76
PARAS	0.00	27,696.00	LAMPA	0.00	41,324.40
AYACUCHO/HUAMANGA			MARCABAMBA	0.00	22,012.50
ACOCRO	0.00	110.84	OYOLO	8,060.06	53,503.70
ACOS VINCHOS	0.00	225.00	PARARCA	0.00	3,037.50
AYACUCHO	0.00	337.50	PAUSA	0.00	5,091.67
CHIARA	0.00	150.00	SAN JAVIER DE ALPABAMBA	0.00	49,379.79
JESUS NAZARENO	0.00	225.00	AYACUCHO/SUCRE		
PACAYCASA	0.00	337.50	BELEN	0.00	337.50
QUINUA	0.00	607.49	CHALCOS	0.00	843.75
TAMBILLO	0.00	4,418.81	CHILCAYOC	0.00	400.36
VINCHOS	0.00	7,275.00	HUACANA	0.00	115.12
AYACUCHO/HUANCA SANCOS			MORCOLLA	0.00	119.12
CARAPO	0.00	16,537.50	QUEROBAMBA	0.00	54,046.09
SACSAMARCA	0.00	225.00	SAN PEDRO DE LARCAY	0.00	2,250.00
SANCOS	0.00	21,742.92	SAN SALVADOR DE QUIJE	0.00	39,394.16
SANTIAGO DE LUCANAMARCA	0.00	79,294.07	SORAS	0.00	4.02
AYACUCHO/HUANTA			AYACUCHO/VICTOR FAJARDO		
AYAHUANCO	0.00	69,225.00	CAYARA	0.00	6,750.00
PUCACOLPA	0.00	144,650.00	HUAMANQUIQUIA	0.00	8,362.50
SANTILLANA	0.00	19,725.00	HUANCAPU	0.00	225.00
AYACUCHO/LA MAR			HUANCARAYLLA	0.00	1,875.00
ANCIHUAY	0.00	225.00	HUAYA	0.00	1,125.00
ANCO	0.00	18,937.50	SARHUA	0.00	55,575.00
AYNA	0.00	150.00	AYACUCHO/VILCAS HUAMAN		
CHILCAS	0.00	7,612.50	ACCOMARCA	0.00	3,581.25
CHUNGUI	0.00	112.50	INDEPENDENCIA	0.00	5,185.81
ORONCCOY	0.00	3,462.92	CAJAMARCA/CAJABAMBA		
SAMUGARI	0.00	225.00	CACHACHI	64,009.87	155,484.58
SAN MIGUEL	0.00	225.00	CAJABAMBA	0.00	792.34
SANTA ROSA	0.00	150.00	SITACOCCHA	0.00	53.56
TAMBO	0.00	825.00	CAJAMARCA/CAJAMARCA		
AYACUCHO/LUCANAS			ASUNCION	0.00	415.40
AUCARA	0.00	6,075.00	CAJAMARCA	0.00	60,252.13
CABANA	0.00	1,992.75	CHETILLA	0.00	15,795.92
CARMEN SALCEDO	0.00	9,877.40	COSPAN	0.00	14,059.08
CHAVINA	9,749.25	84,963.17	ENCAÑADA	0.00	150,291.39
CHIPAO	0.00	8,322.89	JESUS	0.00	9,547.38
HUAC-HUAS	0.00	28,190.82	LLACANORA	0.00	1,691.05
LARAMATE	0.00	47,650.00	LOS BAÑOS DEL INCA	0.00	16,639.13
LEONCIO PRADO	0.00	7,200.00	MAGDALENA	0.00	4,582.51
LLAUTA	0.00	4,275.00	NAMORA	0.00	3,081.89
LUCANAS	0.00	33,869.43	SAN JUAN	0.00	865.92
OCANA	435.75	51,595.81	CAJAMARCA/CELENDIN		
OTOCA	217.87	22,654.58	CELENDIN	0.00	1,554.30
PUQUIO	0.00	152,725.81	CHUMUCH	0.00	10,278.54
SAISA	0.00	44,520.46	CORTEGANA	0.00	450.00
SAN CRISTOBAL	0.00	38,328.04	HUASMIN	0.00	42,479.70
SAN PEDRO	0.00	34,922.36	LA LIBERTAD DE PALLAN	0.00	8,775.00
SAN PEDRO DE PALCO	0.00	1,050.00	MIGUEL IGLESIAS	0.00	900.00
SANCOS	9,881.55	140,518.30			

Ing. Henry Luna Cordova
 Presidente
 INGEMMET



DPTO. / PROV. / DISTRITO	S/	U.S. \$	DPTO. / PROV. / DISTRITO	S/	U.S. \$
CAJAMARCA/CELENDIN			CAJAMARCA/SAN PABLO		
SOROCHUCO	0.00	51,419.65	SAN BERNARDINO	0.00	7,837.50
SUCRE	0.00	5,159.10	SAN LUIS	0.00	1,275.00
UTCO	0.00	193.22	SAN PABLO	0.00	4,380.68
			TUMBADEN	0.00	29,912.30
CAJAMARCA/CHOTA			CAJAMARCA/SANTA CRUZ		
CHALAMARCA	0.00	450.00	CATACHE	0.00	4,837.17
CHOTA	0.00	675.00	CHANCA Y BAÑOS	0.00	2,250.00
LLAMA	0.00	17,040.22	SANTA CRUZ	0.00	1,725.00
MIRACOSTA	0.00	39,024.24	SEXI	0.00	11,000.33
PACCHA	0.00	1,312.50			
QUEROCOTO	0.00	36,039.19	CALLAO(LIMA)/CALLAO		
SAN JUAN DE LICUPIS	0.00	7,800.29	CALLAO	0.00	225.00
			VENTANILLA	0.00	2,925.00
CAJAMARCA/CONTUMAZA			CUSCO/ACOMAYO		
CONTUMAZA	0.00	29,338.33	ACOPIA	0.00	13,326.30
CUPISNIQUE	0.00	3,187.50	POMACANCHI	0.00	13,326.31
GUZMANGO	0.00	975.00	RONDOCAN	0.00	150.00
SAN BENITO	0.00	5,287.50			
SANTA CRUZ DE TOLEDO	0.00	525.00	CUSCO/ANTA		
TANTARICA	0.00	9,637.50	ANCAHUASI	0.00	787.50
YONAN	0.00	3,589.50	ANTA	0.00	225.00
			CACHIMAYO	0.00	866.24
CAJAMARCA/CUTERVO			CHINCHAYPUJIO	0.00	13,975.14
CALLAYUC	0.00	5,287.50	HUAROCONDO	0.00	2,618.50
CHOROS	0.00	4,387.50	LIMATAMBO	0.00	9,128.85
QUEROCOTILLO	0.00	28,756.25	MOLLEPATA	0.00	1,441.36
SANTA CRUZ	0.00	787.50	ZURITE	0.00	75.00
			CUSCO/CALCA		
CAJAMARCA/HUALGAYOC			LA RES	0.00	1,364.09
BAMBAMARCA	0.00	14,156.65	SAN SALVADOR	0.00	947.77
CHUGUR	0.00	399.36	YANATILE	0.00	22,665.00
HUALGAYOC	36,112.76	38,036.19			
			CUSCO/CANAS		
CAJAMARCA/JAEN			CHECCA	0.00	43,200.00
BELLAVISTA	0.00	11,737.50			
JAEN	0.00	1,800.00	CUSCO/CANCHIS		
POMAHUACA	0.00	13,500.00	CHECACUPE	0.00	15,900.00
PUCARA	0.00	25,012.50	MARANGANI	0.00	124.91
SALLIQUE	0.00	8,025.00	PITUMARCA	0.00	13,987.50
SAN FELIPE	0.00	4,650.00	SAN PEDRO	0.00	3,113.12
SANTA ROSA	0.00	1,500.00	SICUANI	0.00	1,950.00
			TINTA	0.00	1,966.49
CAJAMARCA/SAN IGNACIO			CUSCO/CHUMBIVILCAS		
CHIRINOS	0.00	337.50	CAPACMARCA	0.00	17,475.00
HUARANGO	0.00	337.50	CHAMACA	38,214.05	82,050.09
NAMBALLE	0.00	10,879.16	COLQUEMARCA	2,776.58	53,084.84
SAN IGNACIO	0.00	13,080.65	LIVITACA	35,437.46	184,917.45
SAN JOSE DE LOURDES	0.00	8,212.50	LLUSCO	0.00	59,062.49
TABACONAS	0.00	34,208.82	QUINOTA	26,727.75	49,875.01
			SANTO TOMAS	11,308.50	359,161.63
CAJAMARCA/SAN MARCOS			VELILLE	38,214.17	117,776.39
CHANCA Y	0.00	562.50			
EDUARDO VILLANUEVA	0.00	3,000.00	CUSCO/CUSCO		
GREGORIO PITA	0.00	900.00	CUSCO	0.00	90.00
ICHOCAN	0.00	450.00	POROY	0.00	90.00
PEDRO GALVEZ	0.00	11,587.50	SAN JERONIMO	0.00	293.30
			SANTIAGO	0.00	806.25
CAJAMARCA/SAN MIGUEL			SAYLLA	0.00	900.00
CALQUIS	0.00	10,999.55			
CATILLUC	0.00	1,743.26	CUSCO/ESPINAR		
EL PRADO	0.00	450.00	ALTO PICHIGUA	0.00	1,425.00
LLAPA	0.00	41,859.74	CONDOROMA	0.00	2,749.55
NANCHOC	0.00	3,600.00	COPORAQUE	2,776.58	30,675.00
NIEPOS	0.00	450.00	ESPINAR	175,995.08	105,920.98
SAN GREGORIO	0.00	20,824.17	OCORURO	0.00	34,164.06
SAN MIGUEL	0.00	5,546.85	PALLPATA	0.00	35,573.77
SAN SILVESTRE DE COCHAN	0.00	30,372.59			
TONGOD	0.00	1,574.41			
UNION AGUA BLANCA	0.00	19,887.54			

Ing. Henry L. de G. Gordov...
 Presidente
 ASOCIACION
 INGENIEROS
 METALURGICOS



DPTO. / PROV. / DISTRITO	S/	U.S \$	DPTO. / PROV. / DISTRITO	S/	U.S \$
CUSCO/ESPINAR			HUANCAVELICA/CASTROVIRREYNA		
PICHIGUA	0.00	75.00	HUACHOS	0.00	3,572.57
SUYCKUTAMBO	0.00	1,625.20	HUAMATAMBO	0.00	862.50
CUSCO/LA CONVENCION			MOLLEPAMPA	0.00	7,637.50
ECHARATE	0.00	68,246.68	SAN JUAN	0.00	15,725.64
INKAWASI	0.00	1,500.00	SANTA ANA	5,804.81	303,525.39
OCOBAMBA	0.00	675.00	TICRAPO	0.00	40,698.54
QUELLOUNO	0.00	1,875.90	HUANCAVELICA/CHURCAMP		
VILCABAMBA	0.00	4,217.13	ANCO	0.00	3,122.48
CUSCO/PARURO			CHINCHIHUASI	0.00	862.50
ACCHA	0.00	38,965.91	CHURCAMP	0.00	73,550.00
CCAPI	0.00	4,408.75	COSME	0.00	450.00
COLCHA	0.00	150.00	EL CARMEN	0.00	7,859.98
HUANOQUITE	0.00	450.00	LOCROJA	0.00	20,562.51
OMACHA	0.00	25,615.92	PACHAMARCA	0.00	750.00
PACCARITAMBO	0.00	150.00	PAUCARBAMBA	0.00	4,125.00
YAUQUISQUE	0.00	225.00	SAN PEDRO DE CORIS	14,410.87	39,415.50
CUSCO/PAUCARTAMBO			HUANCAVELICA/HUANCAVELICA		
CAICAY	0.00	1,415.52	ACOBAMBILLA	0.00	70,500.38
CHALLABAMBA	0.00	6,833.72	ACORIA	0.00	3,450.00
HUANCARANI	0.00	900.00	ASCENSION	0.00	42,661.18
KOSNIPATA	0.00	2,700.00	CONAYCA	0.00	3,503.58
PAUCARTAMBO	0.00	4,575.00	CUENCA	0.00	78.75
CUSCO/QUISPICANCHI			HUACHOCOLPA	0.00	96,249.78
ANDAHUAYLILLAS	0.00	3,604.44	HUANCAVELICA	0.00	176,150.80
CAMANTI	0.00	63,308.02	HUANDO	661.50	45,467.08
CCARHUAYO	0.00	7,575.00	HUAYLLAHUARA	0.00	450.00
CCATCA	0.00	3,262.50	IZCUCHACA	0.00	1,916.25
CUSIPATA	0.00	225.00	LARIA	0.00	274.06
HUARO	0.00	32.12	MANTA	0.00	2,977.65
LUCRE	0.00	1,539.91	MOYA	0.00	112.50
MARCAPATA	0.00	8,587.50	NUEVO OCCORO	0.00	21,180.20
OCONGATE	0.00	7,237.50	PALCA	0.00	21,152.03
OROPESA	0.00	1,387.50	VILCA	0.00	8,887.50
QUIQUIJANA	0.00	1,650.00	YAULI	0.00	3,527.18
URCOS	0.00	50.00	HUANCAVELICA/HUAYTARA		
CUSCO/URUBAMBA			AYAVI	0.00	337.50
MARAS	0.00	2,248.30	HUAYTARA	0.00	1,076.54
OLLANTAYTAMBO	0.00	293.08	OCOYO	0.00	675.00
URUBAMBA	0.00	405.58	PILPICHACA	0.00	94,996.67
HUANCAVELICA/ACOBAMBA			QUERCO	0.00	14,475.00
ACOBAMBA	0.00	2,175.00	QUITO-ARMA	0.00	33,640.79
ANDABAMBA	0.00	337.50	SAN FRANCISCO DE SANGAYA	0.00	3,825.00
ANTA	0.00	225.00	SAN ISIDRO	0.00	1,800.00
CAJA	0.00	75.00	SANTIAGO DE CHOCORVOS	0.00	48,637.50
MARCAS	0.00	225.00	SANTIAGO DE QUIRAHUARA	0.00	562.50
PAUCARA	0.00	112.50	SANTO DOMINGO DE CAPILLAS	0.00	19,237.50
POMACOCHA	0.00	75.00	TAMBO	0.00	11,775.00
ROSARIO	0.00	272.47	HUANCAVELICA/TAYACAJA		
HUANCAVELICA/ANGARAE			ACOSTAMBO	0.00	4,833.75
ANCHONGA	0.00	4,078.05	ACRAQUIA	0.00	3,600.00
CCOCHACCASA	0.00	11,154.01	AHUAYCHA	0.00	975.00
CHINCHO	0.00	37.50	ANDAYMARCA	0.00	12,987.50
CONGALLA	0.00	168.75	COLCABAMBA	0.00	4,350.00
HUANCA-HUANCA	0.00	168.75	HUACHOCOLPA	0.00	937.50
JULCAMARCA	0.00	37.50	HUARIBAMBA	0.00	5,925.00
LIRCAY	0.00	26,621.77	PAZOS	0.00	15,975.00
SECCLLA	871.50	24,168.75	PICHOS	0.00	1,687.50
HUANCAVELICA/CASTROVIRREYNA			QUICHUAS	0.00	750.00
AURAHUA	0.00	38,423.55	QUISHUAR	0.00	225.00
CAPILLAS	0.00	12,378.11	ROBLE	0.00	50,750.01
CASTROVIRREYNA	435.75	226,153.57	SALCABAMBA	0.00	11,962.50
CHUPAMARCA	0.00	14,737.50	SALCAHUASI	0.00	562.50
COCAS	0.00	225.00	SAN MARCOS DE ROCAS	0.00	10,440.00
			SURCUBAMBA	0.00	7,200.00
			TINTAY PUNCU	0.00	18,225.00
			NAHUIMPUQUIO	0.00	163.50

Ing. Henry Lora Cordova
 Presidente
 INGE/MET




DPTO. / PROV. / DISTRITO	S/	U.S. \$	DPTO. / PROV. / DISTRITO	S/	U.S. \$
HUANUCO/AMBO			HUANUCO/PUERTO INCA		
AMBO	0.00	412.50	YUYAPICHIS	0.00	675.00
CAYNA	0.00	450.00			
COLPAS	0.00	75.00	HUANUCO/YAROWILCA		
CONCHAMARCA	0.00	112.50	CHAVINILLO	0.00	19,551.62
HUACAR	0.00	10,312.50	JACAS CHICO	0.00	1,558.43
SAN FRANCISCO	0.00	39,409.10	OBAS	0.00	600.00
SAN RAFAEL	0.00	2,925.00			
HUANUCO/DOS DE MAYO			ICA/CHINCHA		
CHUQUIS	0.00	1,618.88	ALTO LARAN	0.00	13,264.50
LA UNION	0.00	750.00	CHAVIN	0.00	12,401.53
MARIAS	0.00	5,143.90	CHINCHA ALTA	0.00	10,414.54
PACHAS	0.00	112.50	EL CARMEN	0.00	16,312.50
RIPAN	0.00	2,400.00	PUEBLO NUEVO	0.00	2,565.00
SILLAPATA	0.00	150.00	SAN JUAN DE YANAC	0.00	22,298.19
			SAN PEDRO DE HUACARPANA	0.00	11,325.00
HUANUCO/HUACAYBAMBA			ICA/ICA		
CANCHABAMBA	0.00	750.00	ICA	0.00	3,393.73
COCHABAMBA	0.00	6,412.50	LA TINGUINA	1,089.37	3,296.93
HUACAYBAMBA	0.00	300.00	LOS AQUIJES	0.00	834.94
PINRA	0.00	1,500.00	PARCONA	0.00	300.00
			SALAS	0.00	3,525.00
HUANUCO/HUAMALIES			SAN JOSE DE LOS MOLINOS	0.00	5,962.50
ARANCAÿ	0.00	2,812.50	SANTIAGO	0.00	4,585.39
CHAVIN DE PARIARCA	0.00	1,125.00	YAUCA DEL ROSARIO	0.00	38,781.02
JACAS GRANDE	0.00	6,825.00			
LLATA	0.00	31,212.51	ICA/NASCA		
MIRAFLORES	0.00	4,500.00	EL INGENIO	0.00	7,431.21
MONZON	0.00	975.00	MARCONA	235,883.40	203,247.38
PUNCHAO	0.00	112.50	NASCA	1,437.97	1,169.60
PUNOS	0.00	133.01	VISTA ALEGRE	1,940.40	1,086.86
SINGA	0.00	7,484.46			
TANTAMAYO	0.00	1,875.00	ICA/PALPA		
			LLIPATA	0.00	4,626.25
HUANUCO/HUANUCO			PALPA	0.00	4,925.13
CHINCHAO	0.00	7,628.20	RIO GRANDE	0.00	8,356.37
CHURUBAMBA	0.00	1,275.00	SANTA CRUZ	0.00	49.50
HUANUCO	0.00	1,312.50	TIBILLO	0.00	4,110.09
QUISQUI (KICKI)	0.00	2,158.42			
SAN FRANCISCO DE CAYRAN	0.00	1,912.50	ICA/PISCO		
SAN PABLO DE PILLAO	0.00	1,462.50	HUANCANO	0.00	29,972.20
SAN PEDRO DE CHAULAN	0.00	337.50	HUMAY	0.00	84,366.26
SANTA MARIA DEL VALLE	0.00	1,687.50	INDEPENDENCIA	0.00	6,770.31
YARUMAYO	0.00	300.00	PARACAS	1,076.04	12,200.30
			SAN ANDRES	0.00	900.00
HUANUCO/LAURICOCHA			SAN CLEMENTE	0.00	778.76
BANOS	0.00	7,061.49			
JESUS	0.00	19,698.35	JUNIN/CHANCHAMAYO		
QUEROPALCA	0.00	4,387.50	CHANCHAMAYO	0.00	2,467.60
RONDOS	0.00	450.00	PERENE	0.00	1,800.00
SAN MIGUEL DE CAURI	7,056.00	69,560.96	PICHANAQUI	0.00	2,700.00
			SAN LUIS DE SHUARO	0.00	337.50
HUANUCO/LEONCIO PRADO			SAN RAMON	0.00	14,217.04
CASTILLO GRANDE	0.00	2,400.00			
DANIEL ALOMIA ROBLES	0.00	3,187.50	JUNIN/CHUPACA		
LUYANDO	0.00	2,062.50	AHUAC	0.00	225.00
MARIANO DAMASO BERAUN	0.00	2,362.50	CHONGOS BAJO	0.00	310.50
RUPA-RUPA	0.00	1,312.50	HUACHAC	0.00	1,612.50
			SAN JUAN DE JARPA	0.00	13,275.00
HUANUCO/MARANON			YANACANCHA	0.00	66,573.64
CHOLON	0.00	3,712.50			
HUACRACHUCO	0.00	1,425.00	JUNIN/CONCEPCION		
SANTA ROSA DE ALTO YANAJA	0.00	787.50	ACO	0.00	7,012.50
			ANDAMARCA	441.00	83,925.00
HUANUCO/PACHITEA			CHAMBARA	0.00	5,735.03
CHAGLLA	0.00	13,551.60	COMAS	441.00	209,820.29
PANAO	0.00	39,025.49	CONCEPCION	0.00	112.50
UMARI	0.00	1,012.50	HEROINAS TOLEDO	0.00	1,987.50
			MANZANARES	0.00	4,687.50
HUANUCO/PUERTO INCA			MARISCAL CASTILLA	0.00	2,025.00
PUERTO INCA	0.00	3,150.00	MITO	0.00	2,025.00

Ing. Henry Liza Corova
 Presidente Ejecutivo
 ANGELES



DPTO. / PROV. / DISTRITO	S/	U.S. \$	DPTO. / PROV. / DISTRITO	S/	U.S. \$
JUNIN/CONCEPCION			JUNIN/YAULI		
NUEVE DE JULIO	0.00	112.50	LA OROYA	4,070.95	42,685.13
ORCOTUNA	0.00	4,200.00	MARCAPOMACOCOA	5,874.75	96,450.71
SAN JOSE DE QUERO	0.00	28,110.44	MOROCHOCHA	91,802.81	53,742.31
SANTA ROSA DE OCOPA	0.00	76.47	PACCHA	0.00	55,647.99
JUNIN/HUANCAYO			SANTA BARBARA DE CARHUAC	6,465.37	148,016.18
CARHUACALLANGA	0.00	300.00	SANTA ROSA DE SACCO	3,194.21	15,208.10
CHACAPAMPA	0.00	2,452.42	SUITUCANCHA	0.00	18,420.99
CHICCHE	0.00	537.82	YAULI	92,532.04	63,710.66
CHONGOS ALTO	1,543.50	140,266.52	LA LIBERTAD/ASCOPE		
COLCA	0.00	426.82	ASCOPE	0.00	3,375.00
CULLHUAS	0.00	344.67	CASA GRANDE	0.00	1,395.10
EL TAMBO	0.00	1,454.58	CHICAMA	0.00	12,487.50
HUACRAPUQUIO	0.00	25.00	LA LIBERTAD/BOLIVAR		
HUANCAYO	0.00	6,540.00	CONDORMARCA	0.00	29,419.03
HUASICANCHA	0.00	498.73	LA LIBERTAD/CHEPEN		
INGENIO	0.00	1,348.25	PACANGA	0.00	25.00
PARIAHUANCA	0.00	12,499.82	LA LIBERTAD/GRAN CHIMU		
PUCARA	0.00	3,225.00	CASCAS	0.00	65,466.25
QUICHUAY	0.00	2,063.98	LUCMA	441.00	71,937.12
QUILCAS	0.00	10,255.40	MARMOT	0.00	12,091.48
SANTO DOMINGO DE ACOBAM	0.00	4,837.50	SAYAPULLO	0.00	1,698.40
SAPALLANGA	0.00	3,737.50	LA LIBERTAD/JULCAN		
SICAYA	0.00	562.50	CALAMARCA	0.00	13,181.53
JUNIN/JAUJA			CARABAMBA	0.00	6,650.42
ACOLLA	0.00	450.00	HUASO	0.00	11,324.76
APATA	0.00	7,360.80	JULCAN	0.00	25,171.85
CANCHAYLLO	941.36	5,284.57	LA LIBERTAD/OTUZCO		
CURICACA	0.00	8,465.96	AGALLPAMPA	0.00	17,479.96
HUARIPAMPA	0.00	1,237.50	CHARAT	0.00	675.00
JANJAILLO	0.00	900.00	HUARANCHAL	0.00	36,209.28
LEONOR ORDONEZ	0.00	2,268.75	LA CUESTA	0.00	1,650.00
LLOCLLAPAMPA	941.36	2,334.56	MACHE	0.00	168.53
MARCO	0.00	231.75	OTUZCO	0.00	20,040.74
MOLINOS	0.00	8,893.50	SALPO	0.00	31,697.34
MONOBAMBA	0.00	1,462.50	SINSICAP	0.00	7,678.87
MUQUI	0.00	1,125.00	USQUIL	0.00	53,770.66
MUQUIYAUYO	0.00	2,493.75	LA LIBERTAD/PACASMAYO		
PACCHA	0.00	1,856.25	PACASMAYO	0.00	112.42
PARCO	0.00	581.68	SAN PEDRO DE LLOC	0.00	1,012.42
POMACANCHA	0.00	225.00	LA LIBERTAD/PATAZ		
RICRAN	0.00	13,549.46	BULDIBUYO	0.00	15,619.98
SAN LORENZO	0.00	112.50	CHILLIA	0.00	10,713.14
SINCOS	0.00	11,606.25	HUANCASPATA	0.00	3,224.90
YAULI	0.00	600.00	HUAYLILLAS	0.00	20,390.08
YAUYOS	0.00	225.00	HUAYO	0.00	12,046.43
JUNIN/JUNIN			ONGON	0.00	221,775.13
CARHUAMAYO	0.00	126.01	PARCOY	9,446.53	44,034.63
JUNIN	0.00	17,863.09	PATAZ	66.15	66,074.74
ULCUMAYO	0.00	94,595.32	PIAS	2,937.38	80,355.68
JUNIN/SATIPO			TAYABAMBA	0.00	30,218.28
PAMPA HERMOSA	0.00	4,604.82	URPAY	0.00	1,523.90
PANGOA	0.00	2,025.00	LA LIBERTAD/SANCHEZ CARRION		
JUNIN/TARMA			CHUGAY	0.00	11,123.63
ACOBAMBA	0.00	2,043.75	COCHORCO	0.00	6,949.32
HUARICOLCA	0.00	6,620.98	CURGOS	0.00	9,265.24
HUASAHUASI	0.00	1,451.18	HUAMACHUCO	54,477.41	125,904.00
LA UNION	0.00	3,291.38	MARCBAL	0.00	3,440.82
PALCA	0.00	4,047.03	SANAGORAN	54,477.41	92,560.96
PALCAMAYO	0.00	1,800.00	SARIN	882.00	30,436.20
SAN PEDRO DE CAJAS	0.00	9,693.75	SARTIMBAMBA	0.00	11,519.89
TAPO	0.00	7,756.11			
TARMA	0.00	12,593.94			
JUNIN/YAULI					
CHACAPALPA	876.75	1,801.10			
HUAY-HUAY	7,587.56	22,376.77			


 Ing. Henry Lina Cordova
 Presidente
 INEGEMMET




DPTO. / PROV. / DISTRITO	S/	U.S. \$	DPTO. / PROV. / DISTRITO	S/	U.S. \$
LA LIBERTAD/SANTIAGO DE CHUCO			LIMA/CANETE		
ANGASMARCA	0.00	33,032.94	MALA	12,442.50	15,614.96
CACHICADAN	23,001.37	98,146.50	NUEVO IMPERIAL	0.00	11,419.79
MOLLEBAMBA	0.00	37,280.47	PACARAN	0.00	6,075.00
MOLLEPATA	0.00	17,519.80	QUILMANA	0.00	70,247.13
QUIRUVILCA	91,318.50	251,460.86	SAN ANTONIO	0.00	798.98
SANTA CRUZ DE CHUCA	0.00	25,549.99	SAN LUIS	0.00	250.00
SANTIAGO DE CHUCO	0.00	24,004.08	SAN VICENTE DE CANETE	0.00	3,712.50
SITABAMBA	0.00	124,090.28	SANTA CRUZ DE FLORES	0.00	19,286.16
			ZUNIGA	0.00	675.00
LA LIBERTAD/TRUJILLO			LIMA/HUARAL		
EL PORVENIR	0.00	225.00	ATAVILLOS ALTO	0.00	13,980.62
HUANCHACO	0.00	3,600.00	ATAVILLOS BAJO	0.00	10,335.55
LA ESPERANZA	0.00	112.50	AUCALLAMA	0.00	29,655.13
LAREDO	0.00	8,177.35	CHANCAY	0.00	7,037.00
POROTO	0.00	2,179.92	HUARAL	0.00	3,412.50
SIMBAL	0.00	12,034.58	IHUARI	0.00	25,494.60
LA LIBERTAD/VIRU			LAMPIAN		
CHAO	0.00	17,156.95	PACARAOS	0.00	30,109.10
GUADALUPITO	0.00	41,055.42	SAN MIGUEL DE ACOS	0.00	2,925.00
VIRU	0.00	5,610.08	SANTA CRUZ DE ANDAMARCA	5,874.75	38,056.67
LAMBAYEQUE/CHICLAYO			SUMBILCA		
GAYALTI	0.00	1,414.01	VEINTISIETE DE NOVIEMBRE	0.00	4,650.00
CHONGOYAPE	0.00	10,671.66	LIMA/HUAROCHIRI		
LAGUNAS	0.00	3,587.50	ANTIOQUIA	0.00	48,740.59
NUEVA ARICA	0.00	5,100.00	CALLAHUANCA	0.00	4,727.19
OYOTUN	0.00	830.56	CARAMPOMA	0.00	35,083.26
PATAPO	0.00	211.26	CHICLA	9,418.50	0.00
PUCALA	0.00	2,175.00	CUENCA	0.00	2,268.76
REQUE	0.00	1,125.00	HUANZA	0.00	26,003.85
SAÑA	0.00	5,312.49	LAHUAYTAMBO	0.00	4,247.66
LAMBAYEQUE/FERRENAFE			LANGA		
CAÑARIS	0.00	92,043.88	MATUCANA	0.00	16,180.36
INCAHUASI	0.00	55,362.50	RICARDO PALMA	0.00	3,516.84
MANUEL ANTONIO MESONES M	0.00	3,975.00	SAN ANDRES DE TUPICOCHA	0.00	8,628.96
PITIPO	0.00	1,575.00	SAN ANTONIO	2,243.40	14,783.49
LAMBAYEQUE/LAMBAYEQUE			SAN BARTOLOME		
OLMOS	0.00	49,161.17	SAN DAMIAN	0.00	18,434.00
SALAS	0.00	2,025.00	SAN JUAN DE IRIS	0.00	505.40
LIMA/BARRANCA			SAN JUAN DE TANTARANCHE		
BARRANCA	0.00	825.00	SAN LORENZO DE QUINTI	0.00	7,607.44
PARAMONGA	0.00	18,070.12	SAN MATEO	3,461.85	59,983.28
PATIVILCA	0.00	4,545.80	SAN MATEO DE OTAO	0.00	13,379.64
SUPE	0.00	14,993.85	SAN PEDRO DE HUANCAYRE	0.00	675.00
LIMA/CAJATAMBO			SAN PEDRO DE LARAOS		
CAJATAMBO	0.00	11,317.13	SANTA CRUZ DE COCACHACR	0.00	2,638.88
COPA	0.00	10,687.50	SANTA EULALIA	0.00	3,644.89
GORGOR	0.00	56,713.74	SANTIAGO DE ANCHUCAYA	0.00	2,400.00
HUANCAPON	0.00	18,071.57	SANTIAGO DE TUNA	0.00	675.00
MANAS	0.00	15,561.48	SANTO DOMINGO DE LOS OLLI	0.00	3,751.23
LIMA/CANTA			SURCO		
CANTA	0.00	105.00	AMBAR	0.00	4,253.71
HUAMANTANGA	0.00	12,201.76	LIMA/HUAURA		
HUAROS	0.00	21,311.23	CHECRAS	0.00	72,632.55
SAN BUENAVENTURA	0.00	2,910.55	HUACHO	0.00	1,575.00
SANTA ROSA DE QUIVES	0.00	28,740.17	HUAURA	0.00	37,836.62
LIMA/CANETE			LEONCIO PRADO		
ASIA	0.00	55,253.42	PACCHO	0.00	19,864.97
CALANGO	0.00	32,668.70	SANTA LEONOR	0.00	18,624.23
CERRO AZUL	0.00	10,189.29	SAYAN	0.00	10,025.00
CHILCA	0.00	22,553.05	VEGUETA	0.00	47,486.88
COAYLLO	0.00	133,234.29	LIMA/LIMA		
IMPERIAL	0.00	800.00	ANCON	0.00	88,287.50
LUNAHUANA	0.00	18,619.78	ATE	5,047.87	675.00
			CARABAYLLO	0.00	1,995.00
			CIENEGUILLA	0.00	326.25
			COMAS	0.00	23,581.58
			LOS OLIVOS	2,142.88	3,730.63
					862.50
					0.00

Ing. Henry Elena Cordova
 Presidente del Consejo de Ingenieros de la Profesión de Geología



DPTO. / PROV. / DISTRITO	S/	U.S.\$	DPTO. / PROV. / DISTRITO	S/	U.S.\$
LIMA/LIMA			MOQUEGUA/GENERAL SANCHEZ CERRO		
LURIGANCHO	6,024.37	6,168.97	CHOJATA	0.00	4,162.50
LURIN	0.00	5,690.07	COALAQUE	0.00	12,825.00
PACHACAMAC	0.00	3,712.50	ICHUNA	0.00	107,287.50
PUCUSANA	0.00	1,587.50	LA CAPILLA	0.00	153,514.83
PUENTE PIEDRA	0.00	1,721.55	LLOQUE	0.00	24,337.50
PUNTA HERMOSA	0.00	3,048.77	MATALAQUE	0.00	6,300.00
PUNTA NEGRA	0.00	870.00	OMATE	0.00	4,950.00
SAN JUAN DE LURIGANCHO	0.00	997.50	PUQUINA	0.00	25,725.00
SAN MARTIN DE PORRES	0.00	225.00	QUINISTAQUILLAS	0.00	1,350.00
SANTA MARIA DEL MAR	0.00	1,587.50	UBINAS	0.00	24,525.00
VILLA EL SALVADOR	2,755.05	0.00	YUNGA	0.00	13,800.00
VILLA MARIA DEL TRIUNFO	0.00	11.25			
LIMA/OYON			MOQUEGUA/ILO		
ANDAJES	0.00	33,510.85	EL ALGARROBAL	0.00	42,968.35
CAUJUL	0.00	20,034.57	ILO	0.00	63,114.21
COCHAMARCA	0.00	28,815.59	PACCOCHA	0.00	45,279.82
NAVAN	0.00	8,068.33			
OYON	0.00	104,980.05	MOQUEGUA/MARISCAL NIETO		
LIMA/YAUYOS			CARUMAS	32,098.50	104,300.79
ALIS	0.00	450.00	CUCHUMBAYA	0.00	337.50
ALLAUCA	0.00	1,958.62	MOQUEGUA	36,739.58	348,986.10
AYAVIRI	0.00	1,237.50	SAMEGUA	0.00	7,525.00
AZANGARO	0.00	4,500.00	SAN CRISTOBAL	0.00	1,350.00
CACRA	0.00	2,165.74	TORATA	36,739.46	275,707.55
CARANIA	0.00	8,538.76			
CATAHUASI	0.00	23,696.14	PASCO/DANIEL ALCIDES CARRION		
CHOCOS	0.00	13,725.00	CHACAYAN	0.00	12,346.46
COCHAS	0.00	337.50	PAUCAR	0.00	787.50
COLONIA	0.00	35,837.51	SAN PEDRO DE PILLAO	0.00	16,061.89
HONGOS	0.00	1,275.00	SANTA ANA DE TUSI	0.00	78,250.80
HUAMPARA	0.00	3,675.00	TAPUC	0.00	1,726.78
HUANTAN	0.00	10,423.64	VILCABAMBA	0.00	9,862.50
HUANEC	0.00	450.00	YANAHUANCA	0.00	216,713.84
LARAOS	481.95	12,315.65			
LINCHA	0.00	4,500.00	PASCO/OXAPAMPA		
MADEAN	0.00	2,175.00	CHONTABAMBA	0.00	675.00
MIRAFLORES	0.00	8,538.76	HUANCABAMBA	0.00	18,049.32
OMAS	0.00	8,437.50	POZUZO	0.00	1,575.00
PUTINZA	0.00	600.00	VILLA RICA	0.00	225.00
QUINCHES	0.00	1,350.00			
QUINOCAY	0.00	3,337.50	PASCO/PASCO		
SAN JOAQUIN	0.00	1,725.00	CHAUPIMARCA	21,316.07	5,532.37
SAN PEDRO DE PILAS	0.00	1,200.00	HUACHON	0.00	24,606.04
TANTA	0.00	150.00	HUARIACA	0.00	4,772.84
TAURIPAMPA	0.00	31,916.91	HUAYLLAY	17,340.75	250,683.17
TOMAS	0.00	9,112.50	NINACACA	0.00	50,518.83
TUPE	0.00	20,156.43	PALLANCHACRA	0.00	29,693.06
YAUYOS	0.00	4,500.00	PAUCARTAMBO	0.00	9,825.00
			SAN FRANCISCO DE ASIS DE Y	220.50	15,444.79
			SIMON BOLIVAR	34,742.91	168,637.74
			TICLACAYAN	0.00	118,718.46
			TINYAHUARCO	8,731.79	18,090.84
			VICCO	0.00	18,537.04
			YANACANCHA	220.50	18,420.75
LORETO/ALTO AMAZONAS					
TENIENTE CESAR LOPEZ ROJ/	0.00	18.75	PIURA/AYABACA		
YURIMAGUAS	0.00	1,575.00	AYABACA	0.00	675.00
			FRIAS	0.00	675.00
LORETO/DATEM DEL MARANON			MONTERO	0.00	2,587.50
MANSERICHE	0.00	2,475.00	PACAIPAMPA	0.00	1,012.50
			PAIMAS	0.00	41,559.20
LORETO/MAYNAS			SUYO	0.00	73,317.41
SAN JUAN BAUTISTA	0.00	37.50			
			PIURA/HUANCABAMBA		
MADRE DE DIOS/MANU			CANCHAQUE	0.00	4,575.62
HUEPETUHE	0.00	117,324.45	HUANCABAMBA	0.00	2,700.00
MADRE DE DIOS	0.00	134,865.57	HUARMACA	0.00	4,575.00
			SAN MIGUEL DE EL FAJON	0.00	5,700.66
MADRE DE DIOS/TAMBOPATA					
INAMBARI	0.00	149,465.01			
LABERINTO	0.00	52,600.74			
LAS PIEDRAS	0.00	3,161.25			
TAMBOPATA	0.00	23,813.86			




 Ing. Henry Luján Cerezo

 Presidente Ejecutivo

 INGE/MINMET



DPTO. / PROV. / DISTRITO	S/	U.S. \$	DPTO. / PROV. / DISTRITO	S/	U.S. \$
PIURA/MORROPON			PUNO/LAMPA		
CHALACO	0.00	1,012.50	CABANILLA	0.00	3,895.89
CHULUCANAS	0.00	9,000.00	LAMPA	0.00	1,162.50
PIURA/PAITA			OCUVIRI	56,637.00	82,634.25
AMOTAPE	0.00	1,725.23	PALCA	0.00	25,706.89
COLAN	0.00	75.00	PARATIA	2,270.42	55,523.69
PAITA	0.00	36,150.00	PUCARA	0.00	4,870.37
TAMARINDO	0.00	1,967.69	SANTA LUCIA	4,811.62	152,052.04
VICHAYAL	0.00	2,203.54	VILAVILA	0.00	557.64
PIURA/PIURA			PUNO/MELGAR		
CASTILLA	0.00	10,125.00	ANTAUTA	13,551.30	32,373.88
CATACAOS	0.00	1,575.00	AYAVIRI	0.00	750.00
LA ARENA	0.00	262.50	LLALLI	0.00	2,287.50
LA UNION	0.00	10,837.50	NUNOA	0.00	39,413.48
LAS LOMAS	0.00	17,475.00	ORURILLO	0.00	9,599.98
TAMBO GRANDE	0.00	259,100.46	SANTA ROSA	0.00	1,743.75
PIURA/SECHURA			PUNO/PUNO		
CRISTO NOS VALGA	0.00	75.00	ACORA	0.00	45,089.05
SECHURA	121,437.72	489,389.02	COATA	0.00	862.50
VICE	0.00	3,586.48	MAÑAZO	0.00	3,190.90
PIURA/SULLANA			PICHACANI	0.00	53,451.55
IGNACIO ESCUDERO	0.00	2,828.35	PUNO	0.00	2,116.14
LANCONES	0.00	42,412.50	SAN ANTONIO	0.00	29,512.50
MARCAVELICA	0.00	562.50	TIQUILLACA	0.00	13,275.37
QUERECOTILLO	0.00	2,437.50	VILQUE	0.00	1,302.54
SALITRAL	0.00	562.50	PUNO/SAN ANTONIO DE PUTINA		
SULLANA	0.00	7,612.50	ANANEA	1,416.19	72,551.66
PIURA/TALARA			PEDRO VILCA APAZA	0.00	225.00
LA BREA	0.00	825.00	PUTINA	0.00	80,244.48
MANCORA	0.00	1,500.00	QUILCAPUNCU	1,543.50	4,704.49
PARINAS	0.00	225.00	SINA	0.00	33,610.61
PUNO/AZANGARO			PUNO/SAN ROMAN		
ASILLO	0.00	1,725.00	CABANA	0.00	1,012.50
AZANGARO	0.00	5,625.00	CABANILLAS	0.00	56,342.40
JOSE DOMINGO CHOQUEHUA	0.00	181.87	JULIACA	0.00	1,837.50
MUÑANI	0.00	11,376.58	SAN MIGUEL	0.00	225.00
POTONI	0.00	26,028.67	PUNO/SANDIA		
SAMAN	0.00	3,248.31	ALTO INAMBARI	0.00	65,341.73
SAN ANTON	0.00	20,221.84	LIMBANI	0.00	172,980.42
SAN JOSE	0.00	12,276.58	PATAMBUCO	0.00	5,307.73
SAN JUAN DE SALINAS	0.00	12,764.98	PHARA	0.00	97,046.65
SANTIAGO DE PUPUJA	0.00	7,312.50	QUIACA	5,756.62	17,234.75
TIRAPATA	0.00	2,662.50	SAN JUAN DEL ORO	0.00	18.75
PUNO/CARABAYA			SANDIA	0.00	46,123.75
AJOYANI	0.00	12,978.68	YANAHUAYA	0.00	58,260.54
AYAPATA	0.00	49,407.84	SAN MARTIN/BELLAVISTA		
COASA	0.00	28,892.69	BELLAVISTA	0.00	75.00
CORANI	0.00	31,927.22	SAN MARTIN/LAMAS		
CRUCERO	0.00	41,097.40	BARRANQUITA	0.00	18.75
ITUATA	0.00	41,982.17	SAN MARTIN/MARISCAL CACERES		
MACUSANI	0.00	99,553.94	HUICUNGO	0.00	26,715.04
OLLACHEA	0.00	18,816.79	SAN MARTIN/MOYOBAMBA		
SAN GABAN	0.00	27,709.31	CALZADA	0.00	162.50
USICAYOS	0.00	50,119.44	HABANA	0.00	75.00
PUNO/EL COLLAO			JEPELACIO	0.00	162.50
CONDURIRI	0.00	12,825.00	MOYOBAMBA	0.00	200.00
SANTA ROSA	0.00	58,401.55	SAN MARTIN/PICOTA		
PUNO/HUANCANE			BUENOS AIRES	0.00	1,125.00
COJATA	0.00	2,170.93	PILLUANA	0.00	1,125.00
HUANCANE	0.00	315.68	SAN MARTIN/RIOJA		
PUSI	0.00	2,884.50	ELIAS SOPLIN VARGAS	0.00	37.50
TARACO	0.00	400.26			
VILQUE CHICO	0.00	450.00			


 Ing. Henry Lima Cordova
 Presidente Ejecutivo
 Ing. 10350



DPTO. / PROV. / DISTRITO	S/	U.S. \$	DPTO. / PROV. / DISTRITO	S/	U.S. \$
SAN MARTIN/RIOJA			TACNA/TACNA		
NUEVA CAJAMARCA	0.00	8.44	CORONEL GREGORIO ALBARR	0.00	400.00
POSIC	0.00	18.75	INCLAN	0.00	29,633.40
RIOJA	0.00	206.25	LA YARADA LOS PALOS	0.00	233.80
SAN MARTIN/SAN MARTIN			PACHIA	0.00	61,360.41
ALBERTO LEVEAU	0.00	2,250.00	PALCA	34,870.50	108,453.49
CHAZUTA	0.00	225.00	SAMA	0.00	11,962.50
CHIPURANA	0.00	112.50	TACNA	0.00	758.80
HUIMBAYOC	0.00	112.50	TACNA/TARATA		
LA BANDA DE SHILCAYO	0.00	75.00	ESTIQUE	0.00	34,976.81
SAUCE	0.00	2,250.00	ESTIQUE-PAMPA	0.00	5,175.00
SAN MARTIN/TOCACHE			HEROES ALBARRACIN	0.00	57,803.63
NUEVO PROGRESO	0.00	1,725.00	SITAJARA	0.00	40,726.80
SHUNTE	0.00	28,012.50	SUSAPAYA	0.00	2,688.96
TACNA/CANDARAVE			TARATA	0.00	7,916.49
CAIRANI	0.00	22,500.00	TARUCACHI	0.00	22,803.08
CAMILACA	0.00	104,647.81	TICACO	0.00	10,748.25
CANDARAVE	0.00	64,893.28	TUMBES/CONTRALMIRANTE VILLAR		
CURIBAYA	0.00	6,825.00	CANOAS DE PUNTA SAL	0.00	5,325.00
HUANUARA	0.00	14,100.00	ZORRITOS	0.00	562.50
QUILAHUANI	0.00	9,112.50	TUMBES/TUMBES		
TACNA/JORGE BASADRE			CORRALES	0.00	75.00
ILABAYA	36,739.46	92,175.85	LA CRUZ	0.00	525.00
ITE	0.00	121,950.06	SAN JACINTO	0.00	412.50
LOCUMBA	0.00	300.00	UCAYALI/CORONEL PORTILLO		
TACNA/TACNA			NUEVA REQUENA	0.00	675.00
ALTO DE LA ALIANZA	0.00	37.50	YARINACOCHA	0.00	225.00
CALANA	0.00	75.00	UCAYALI/PADRE ABAD		
CIUDAD NUEVA	0.00	37.50	CURIMANA	0.00	225.00
TOTAL GOBIERNOS LOCALES DISTRITALES				2,763,363.05	28,234,676.87

Nº Distritos

1,252



Ing. HENRY LUNA CORDOVA
 Presidente Ejecutivo
 INGEMMET

ANEXO Nº 2

GOBIERNOS REGIONALES: DERECHO DE VIGENCIA Y PENALIDAD

De conformidad con el artículo 92 del Reglamento de Diversos Títulos del Texto Único Ordenado de la Ley General de Minería, aprobado por Decreto Supremo Nº 03-94-EM y el inciso d) del artículo 57 del Texto Único Ordenado de la Ley General de Minería, aprobado por Decreto Supremo Nº 014-92-EM, modificado por Ley Nº 29169, la distribución de lo recaudado por Derecho de Vigencia y Penalidad durante el mes de junio 2019 a los Gobiernos Regionales es el siguiente:

REGION	S/	U.S. \$	REGION	S/	U.S. \$
AMAZONAS	0.00	150.00	LAMBAYEQUE	0.00	1,942.03
ANCASH	0.00	22,517.72	LIMA	0.00	9,116.18
APURIMAC	0.00	2,225.69	LORETO	0.00	393.75
AREQUIPA	0.00	28,888.22	MADRE DE DIOS	0.00	42,491.18
AYACUCHO	0.00	7,446.84	MOQUEGUA	0.00	643.66
CAJAMARCA	0.00	3,406.74	PASCO	0.00	2,250.68
CUSCO	0.00	4,130.64	PIURA	0.00	3,083.30
HUANCAVELICA	0.00	11,842.18	PUNO	0.00	8,677.47
HUANUCO	0.00	9,789.45	SAN MARTIN	0.00	1,171.57
ICA	0.00	6,786.23	TACNA	0.00	2,191.26
JUNIN	0.00	21,812.29	TUMBES	0.00	425.00
LA LIBERTAD	0.00	6,878.89			
TOTAL GOBIERNOS REGIONALES				0.00	198,260.97



Nº Gobiernos Regionales 23


Ing. HENRY LUNA CORDOVA
 Presidente Ejecutivo
 INGEMMET